
















Prout Parent Survey 2008-2009

1. Based on your experience as parent(s) of a Prout student or students, how do you rate the overall quality of the educational experience that Prout provides?

		Response Percent	Response Count
Excellent		53.2%	74
Good		45.3%	63
Adequate		0.7%	1
Poor		0.7%	1
Unacceptable		0.7%	1
		answered question	139
		skipped question	0








2. What aspects of the school do you think are the most important? Please check all that apply, then rank your answers on a scale of 1 to 6, with 6 being of the highest importance, 1 the lowest. (Multiple aspects may receive the same ranking.)

		Response Percent	Response Count
School location _____		42.0%	58
School appearance & facilities _____		58.7%	81
Academic program _____		93.5%	129
Arts program _____		37.0%	51
Athletic program _____		49.3%	68
Spiritual life _____		58.0%	80
Variety of extracurricular programs _____		60.9%	84
International Baccalaureate (IB) option _____		37.7%	52
Community Service/civic awareness component _____		55.8%	77
Other (specify) _____ _____		13.0%	18
		answered question	138




3. To the best of your knowledge & ability, please rate the following aspects of Prout's performance.							
	Excellent	Good	Adequate	Poor	Unacceptable	Don't Know	Response Count
Communicating clearly and effectively	47.8% (65)	45.6% (62)	3.7% (5)	2.2% (3)	0.7% (1)	0.0% (0)	136
Responding to problems responsibly and promptly	32.4% (44)	47.8% (65)	12.5% (17)	1.5% (2)	1.5% (2)	4.4% (6)	136
Working well with you as parents	36.8% (50)	47.8% (65)	11.0% (15)	2.9% (4)	0.7% (1)	0.7% (1)	136
Providing real educational value for the money	43.3% (58)	44.0% (59)	9.7% (13)	2.2% (3)	0.7% (1)	0.0% (0)	134
Understanding each student's needs.	27.9% (38)	47.1% (64)	15.4% (21)	5.1% (7)	0.7% (1)	3.7% (5)	136
Meeting your overall educational objectives.	47.8% (64)	44.0% (59)	7.5% (10)	0.0% (0)	0.7% (1)	0.0% (0)	134
	answered question						136
	skipped question						3

4. When you chose Prout to educate your student(s), what other schools did you consider at the time, if any? Please list them here:	
	Response Count
	102
	answered question
	102
	skipped question
	37

5. What tools or resources did you use during your school research, if any? Check all that apply.

		Response Percent	Response Count
Friends		75.9%	101
Church		17.3%	23
School brochures, etc.		30.1%	40
School advertisements		18.8%	25
Open Houses		87.2%	116
Internet		36.8%	49
Other		17.3%	23
		<i>answered question</i>	133
		<i>skipped question</i>	6






6. Prout makes a broad-based effort to tell its story to the Rhode Island community and beyond. Do you feel we are doing an adequate job of getting the word out about our school?

		Response Percent	Response Count
Yes		55.1%	75
Somewhat		40.4%	55
No		4.4%	6
		<i>answered question</i>	136
		<i>skipped question</i>	3






7. If your answer to #6 above is "No," how can we improve? Briefly provide your suggestions in the space below.

		Response Count
		23
		<i>answered question</i>
		23
		<i>skipped question</i>
		116

8. What level of confidence do you have in Prout's ability to meet your OVERALL educational expectations?

		Response Percent	Response Count
Complete		39.3%	53
A lot		54.1%	73
Some		4.4%	6
Little		0.7%	1
None		1.5%	2
		answered question	135
		skipped question	4

9. Assuming you have future high school students in your family, or know of others who do, and based on Prout's current performance, how likely is it that you would encourage those students to enroll at Prout?

		Response Percent	Response Count
Guaranteed		34.1%	45
Very likely		50.0%	66
Somewhat likely		12.9%	17
Somewhat unlikely		2.3%	3
Very unlikely		0.0%	0
Would not		0.8%	1
		answered question	132
		skipped question	7

10. If you have any additional suggestions on how Prout could improve its performance, and the general educational experience at the school, please enter them in the box below. Thank you for participating in this important survey!

		Response Count
		67
	<i>answered question</i>	67
	<i>skipped question</i>	72